

Newspaper

LIFE WITH VALUES
CHARACTER-BUILDING AND
EUROPEAN CITIZENSHIP

LTT3 POZEGA-CROATIA
8TH-12TH NOV 2021



Erasmus+



OŠ "DOBRIŠA CESARIĆ"
POŽEGA



**LIFE WITH VALUES
CHARACTER- BUILDING AND EUROPEAN CITIZENSHIP**

LTT 3 NEWSPAPER

POZEGA - CROATIA



SNEAK PEEK OF WHAT'S INSIDE:

VOCABULARY - 3

TIMETABLE-4

CULTURE SECTION- 5

PARTNERSHIPS- 7

VISIT SUMMARY- 10

WORKSHOPS ABOUT WEBTOOLS- 16

SHARED EXPERIENCES- 17

ART SECTION- 19

PHOTO GALLERY- 20

GAMES- 23

VOCABULARY

POZEGA - CROATIA

VISUAL AGENDA



Learn some Croatian words!



ENGLISH

1. Hello!
2. How are you?
3. What is your name?
4. What is your last name?
5. My name is...
6. Nice to meet you!
7. Where are you from?
8. How old are you?
9. Thank you!
10. See you!

CROATIAN

1. Bok!
2. Kako si?
3. Kako se zoveš?
4. Kako se prezivaš?
5. Moje ime je ...
6. Drago mi je!
7. Odakle si?
8. Koliko imaš godina?
9. Hvala!
10. Vidimo se!

ENGLISH

1. yes – da
2. no – ne
3. school – škola
4. pupil – učenik
5. teacher – nastavnik
6. museum – muzej
7. town – grad
8. town square – trg
9. church – crkva
10. restaurant – restoran

CROATIAN

11. shop - trgovina
12. chair - stolica
13. desk - stol
14. breakfast - doručak
15. lunch - ručak
16. dinner - večera
17. water - voda
18. juice - sok
19. trip - putovanje
20. learning - učenje



TIMETABLE

POZEGA - CROATIA



TIMETABLE
Life with values
 Požega, Croatia, 8.11.-12.11.2021.



	Sunday 7th	Monday 8th	Tuesday 9th	Wednesday 10th	Thursday 11th	Friday 12th	Saturday 13th
		09h00 Walk to school from the hotel	09h30 Walk to school from the hotel	8:00 Walk from hotel to the school Trip to Zagreb, capital city of Croatia, by bus 10:00 Arrival to the Zagreb, city sightseeing with a tour guide (work on values of friendship)	7h30 Walk to school from the hotel	08h30 Walk to school from the hotel	Check out at Vila Stanišić hotel Departure team Croatia Departure team Portugal Departure team Poland - Sunday Departure team Turkey Departure team Spain
Arrival team Turkey		9:30 Presentation of school and country, introductory lecture about school 10h30 Visiting the school 11h00 Photos of team	9h00 Activities with webtool- Kahoot, Plickers and Padlet		8h00 Art in classroom- participation in art lesson, painting medals with students (work gratitude and friendship)	9h00- 12h00 Fair play sports competitions. In the school gym	
Arrival team Poland		11h30 Brunch	11h30 Brunch	11h00 Brunch	11h30 Brunch	11h30 Brunch	
Arrival team Portugal		12h00 Activities at School	12h00 Medals making with students about values	Visiting St. Marko's square, The Stone gates..	9h 30 Trip to town Đakovo Stables in Đakovo Chatedral in Đakovo	Coordinator meeting Lunch Podcast making	
Arrival team Spain		13h30 Lunch at school	13h00 Lunch at school	14h00 Lunch at restaurant	14h00 Lunch at restaurant	14h00 Lunch at school	
Check in at Vila Stanišić hotel		16h00 Meeting with the Mayor Visit to the mayor of Požega and repre City sightseeing (Chatedral, Museum)	16h00 City library 17h00 Music school	15:00 Visit Visit to Technical museum Nikola Tesla	15h 00 Art gallery Ivan Meštrović in Vrpolje Return to the hotel	17h00 Free time at Požega	
		19h00 Dinner at the Hotel	19h00 Dinner at the Hotel	20.30 Dinner at the Hotel	19.00 Dinner at hotel	19h00 Dinner at a local restaurant	

by OSNOVNA SKOLA "DOBRISA CESARIC"

CULTURE SECTION

POŽEGA

Monday 8th November we visited most important places in Požega, the host town in Croatia. We were received in the town hall by some councillors who told us a little bit of the history of the city. Apart from a welcome speech, the mayor gave everybody a souvenir of the town. Then we made a tour guide and we visited the most important places of the city as the Cathedral and the Museum.

In town Požega we visited our main square St. Trinity Square in the middle of our town. Požega as a town was first mentioned in 1227. In 13th century, but people were here since the Ancient time (Romans built roads and several smaller settlements nearby town Požega). Roman also named this part of our country Vallis Aurea (Golden Valley, for its rich soil, good for growing crops).

Town Požega counts 16 000 people that live in it. Cathedral of Saint Marie was built in 17th century. Saint Lovro's church is famous by its frescs (painting on the wall). Požega was under Otoman empire for 150 years and during that time many churches became moscs.



CULTURE SECTION

ĐAKOVO

Town situated eastern from Požega , and it is famous by its chatedral and stables.

Town of Đakovo and its surrounding areas was also inhabited 5500 years BC. In the time of Roman empire near Đakovo was a Certissa settlment. The nameo f Đakovo was mentioned first time in 1244. during the reign of Bela IV king from Hungary and Croatia. Otoman empire ruled town since 1537. until 1690. Stables in Đakovo was established in 1506.

Chatedral in Đakovo is one of the most recognizable buildings and monument sin Đakovo. Built from 1866. until 1882. By order from bishop Josip Juraj Strossmayer.



ZAGREB, the capital city of Croatia.

Capital city of Croatia, was also inhitated from neolithic ages, and through Roman time , when nearby settlment Andautonia was established. Zagreb nowadays has approx. 700 000 people and it is Croatia's largest city.

In past Zagreb was divided in two parts Kaptol and Gradec. Kaptol was religios area, and it was situated around todays Chatedral. And Gradec was parto f town were people lived. Zagreb was first mentioned in 1094. (Then called Gradec). Unlike many other cities in Croatia Zagreb was never under the rule of Otoman Empire.

Some of the famous part of Zagreb are: Stone gates, Saint Marsko's church, and square, and chatedral. Zagreb is sitauted near big river Sava and under the mountain Medvednica.



PARTNERSHIPS

POŽEGA - CROATIA



MONDAY

Pozega Town Hall.
St. Trinity Square.
Saint Lovro's church.



TUESDAY

Piano Concert.
Chatedral of Saint Marie.
Museum.

PARTNERSHIPS

POZEGA- CROATIA



WEDNESDAY. Zagreb. Museum Nikola Tesla.



THURSDAY. Dakovo. Horses stables. Cathedral. Ivana Mestrovi Museum.

PARTNERSHIPS

POZEGA (CROATIA)



FRIDAY Sport games. Visit to the library. Farewell assembly.

by OSNOVNA SKOLA "DOBRISA CESARIC"

VISIT SUMMARY

From november 8th untill november 12th in our school we worked on values: gratitude, friendship and equality.

Our students host friends from other countries IN our school gym, On first day, Students from : spain, portugal, poland and turkey shared very nice moments: learned about each other, learned about culture and language of our country. Students worked also in web 2.o tools- plickers, kahoot and padlet.



MONDAY

We played the web of friendship game to introducing one another. Then the headmistress and teachers show the school to the teachers and students from other countries. The school was decorated with workshops related to values and in the entrance there was a photocall with the name of the project “Life with values“ where we took a pictures of all the participants in the mobility. Then students play sport games in the gym to know each other better.

In the afternoon, teachers and students visit the Town Hall and a representative make a short talk about the history of the city. Here, countries and the representative made an exchange of presents.

Finally, we made a tour guide and we visited the most importants buildings and places of the town.



TUESDAY

On Tuesday, Erasmus participants worked and learned about values using the web tools Plickers, Kahoot and Padlet in school.

In the afternoon, students made medals which were given the last day after sport activities for their participation.



In cooperations with the Music School in Pozega, students and teachers participated in a piano concert of MIA ELEZOVIC in the Concert Hall of Music School in Pozega.

In the afternoon, students and teachers visited our city's Cathedral and Museum.



WEDNESDAY

On Wednesday, 10th of November we visited the capital city of Croatia, Zagreb, that it is situated 200 kilometres from Pozega. Capital city has near 1 million people living in it and it has many historical monuments. During the trip we visited the Technical Museum “Nikola Tesla”.

One of the monuments we visited were Saint Mark’s Church and Stones gates in historical part of Zagreb.



THURSDAY

On Thursday, 11th November, students and teacher visited the town of Dakovo, situated 80 km from Pozega. Town of Dakovo is famous by its stables in which people of this country held famous horses called Lipicanci. This is our country National Stables and it dates in 18th century. In nearby village we visited the Art Gallery of famous sculpturist Ivan Mestrovic.



FRIDAY

On last day we planned sports activities for all students and dance coreography that involved all students and teachers. At the end of sports activities, all participants were given medals for hard working and participation in every day activities in our school.

Students worked in mixed teams in three groups, names of groups were the names of the values worked: Gratitude, friendship and equality.



WEB TOOLS

PLICKERS

Plickers is a free, accessible and engaging educational tool used by millions of teachers around the world to assess their students and collect instant results in the classroom.

Plickers is a free, interactive tech tool that uses printable “paper clickers” instead of clicker devices. Each student is assigned a unique Plickers card that has a black and white image similar to a QR code.

Plickers is an audience response system that allows an instructor to use their mobile device to scan a classroom to read students’ paper-based voting cards.



KAHOOT

Kahoot! is a game-based learning platform, used as educational technology in schools and other educational institutions. Its learning games, “kahoots“, are user-generated multiple-choice quizzes that can be accessed via a web browser or the Kahoot app. Kahoot! can be used to review students’ knowledge, for formative assessment, or as a break from traditional classroom activities.] Kahoot! also includes trivia quizzes.

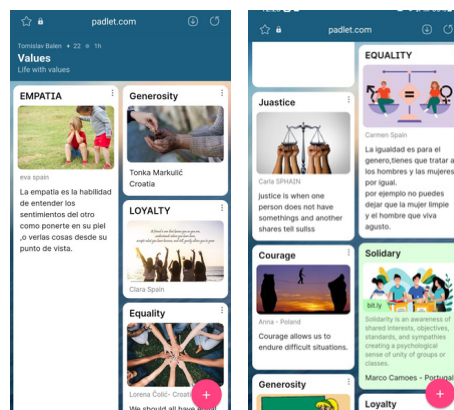
Kahoot is an online game based learning platform. It allows teachers, organizations and parents to set up fun web based learning for others. This could include your coaches, athletes or parents.,

Kahoot! is a game-based learning platform used to review students’ knowledge, for formative assessment or as a break from traditional classroom activities.

PADLET

Padlet is an extremely easy-to-use tool that allows learners to collaborate online by posting text, images, links, documents, videos and voice recordings.


Padlet is a digital tool that can help teachers and students in class and beyond by offering a single place for a notice board. That’s at its most basic. This digital notice board is able to feature images, links, videos, and documents, all collated on a “wall“ that can be made public or private.



SHARED EXPERIENCES



SHARED EXPERIENCES



ART SECTION

CESARIC MEDALS

Students made Cesaric medals inspired in a project the school carried out in 2015. The students learn about this project. It was designed to raise the awareness of the need to help the students with special needs. These medals were given to all students the last day, as a prize to take part in the sports games celebrated that day and as a memory of the days shared in this mobility.

Students made Cesaric medals, from clay, and after it dried they paint colour gold/ yellow on medals. Medals has on it simbol of our school and each participant was given one medal at the end of sports activities.



PHOTO GALLERY



1.- Welcome Assembly at Pozega school and the Town Hall with the Councillors.





2.- VISIT TO POZEGA. Tour guide



3.- VISIT TO ZAGREB. Tour guide. Tesla Museum.



4.- DAKOVO- Horses stables.



5.- VALUES: Sport games.

GAMES

We played several game with digital tool, one was in wordwall, and in Kahoot, and Padlet. Games were played in IT classroom.

1 Which of the values given below is best described by the sentence:

All children have the right to go to school.

- a) friendship
- b) solidarity
- c) tolerance
- d) equality

2 Which of the values given below is best described by the sentence:

When somebody does a good deed, we thank them.

- a) loyalty
- b) courage
- c) gratitude
- d) tolerance

3 Which of the values given below is best described by the sentence:

When my friend is sad, I become sad too.

- a) courage
- b) empathy
- c) justice
- d) equality

4 Which of the values given below is best described by the sentence:

I will share my food with the ones who don't have any.

- a) solidarity
- b) gratitude
- c) self love
- d) perseverance

5 Which of the values given below is best described by the sentence:

We meet new friends through Erasmus + projects.

- a) generosity
- b) courage
- c) equality
- d) friendship

QUESTIONS ABOUT CROATIA

1 What is the capital of Croatia?

- a) Požega
- b) Đakovo
- c) Zagreb
- d) Split

2 How do you say "Good morning" in Croatia?

- a) Laku noć
- b) Dobar dan
- c) Doviđenja
- d) Dobro jutro

3 What is the colour layout on the Croatian flag?

- a) red, white, blue
- b) blue, white, red
- c) white, red, blue
- d) red, yellow, blue

4 Which invention is the Croatian inventor Nikola Tesla famous for?

- a) the invention of alternating current
- b) the invention of telephone
- c) the invention of television
- d) the invention of antibiotics

5 Which sea can you see when you visit Croatia?

- a) The Aegean Sea
- b) The Baltic Sea
- c) The Adriatic Sea
- d) The Mediterranean Sea

QUESTIONS – HOW WELL DO WE KNOW EACH OTHER

1 Which country does this flag belong to?

- a) Poland
- b) Greece
- c) Turkey
- d) Portugal



2 Which country does this flag belong to?

- a) Spain
- b) Portugal
- c) Turkey
- d) Greece



3 Which country is famous for this food?

- a) Spain
- b) Croatia
- c) Portugal
- d) Turkey



GAMES

4 Where can you visit the town Thessaloniki?

- a) in Greece
- b) in Poland
- c) in Portugal
- d) in Spain

5. Where can you dance the traditional dances flamenco and paso doble?

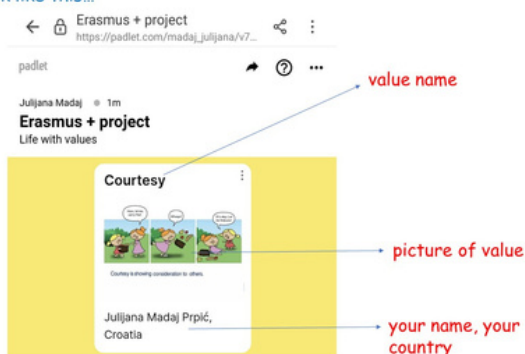
- a) in Poland
- b) in Turkey
- c) in Croatia
- d) in Spain

PADLET GAME



1.) Choose one piece of paper.
2.) Study the pictures in the Pictures - „Life with values“ folder on the desktop.
3.) Choose a picture that describes the value on your piece of paper.
4.) Open the padlet panel on the link <https://bit.ly/Values123>
5.) Select a symbol +
6.) Select a symbol 🗨️
7.) Upload a picture that describes the value on your piece of paper.
8.) If you want, describe the value in one sentence. Write the sentence below the picture.
9.) Enter the name of the value displayed by the subject.
10.) Below the picture, enter your name and the name of the country you come from.

Your work should look like this...



Correct answers

- 1 - COURTESY
- 2 - COURAGE
- 3 - DIVERSITY
- 4 - EMPATHY
- 5 - EQUALITY
- 6 - FRIENDSHIP
- 7 - GENEROSITY
- 8 - GRATITUDE
- 9 - HONESTY
- 10 - JUSTICE
- 11 - KINDNESS
- 12 - RESPECT
- 13 - SOLIDARITY
- 14 - TOLERANCE
- 15 - SELF LOVE
- 16 - PERSISTENCE
- 17 - LOYALTY